

**BANGLADESH TEA
RESEARCH INSTITUTE**
Srimangal-3210, Moulvibazar
Monthly Report-August, 2023

(A) Director's visit: 14 visits were conducted to 8 tea estates during the month for advisory and other purposes.

Date	Purpose

(B) Divisional Research and services/ activities

Activities	Agro	Bot	Biochem	Ento	Plant Path	Soil Sci	Stat & Eco	Tea Tech	Total
Number of experiments	11	46	02	05	06	05	05	-	80
Advisory visits	→								15
Small Holding Advisory visits	→								00
Correspondences	-	39	-	03	01	17	-	-	60
Official visits	01	-	-	-	01	-	-	-	02
BTRI Annual Course	→								-
Workshops / training	→								05
Tea Tasting Session	→								-
Tea Tasting training	→								05
Small Holding Training	→								01
Tea sample Tasting	-	603	-	-	-	-	-	-	603
MTC Modules (hrs.)	-	-	-	-	-	-	-	-	-
Publications	-	-	-	-	-	-	-	-	-
Soil analysis for nutrient	-	-	-	-	-	09	-	-	09
Soil analysis for nematode	-	-	-	02	-	-	-	-	02
Soil sample analysis (FSS)	-	-	-	-	-	-	-	-	-
Fertilizer analysis	-	-	-	-	-	34	-	-	34
Compost analysis	-	-	-	-	-	02	-	-	02
Water analysis	-	-	-	-	-	-	-	-	-
Pesticide efficacy analysis	-	-	-	-	-	-	-	-	-
Fungicide efficacy analysis	-	-	-	-	-	-	-	-	-
Herbicide efficacy analysis	-	-	-	-	-	-	-	-	-
Biochemical analysis of green leaf	-	-	-	-	-	-	-	-	-
Residue analysis (Expt.)	-	-	-	-	-	-	-	-	-
Residue analysis (garden)	-	-	-	-	-	-	-	-	-

General comments: Divisional research and activities are satisfactory.

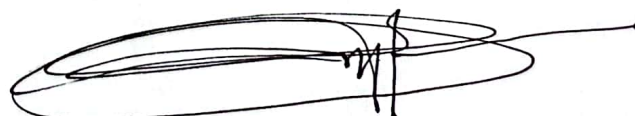
(C) Distribution of planting materials and production of BTRI (August, 2023)

Distribution from	Distribution of planting materials			Production		
	Fresh cuttings	Rooted cuttings	Improved seeds (kg)	Green leaves (Kg)		
				BTRI	14083	118508
BTRI	50000	11860	-	BEF	104425	-
Fatickchari	3200	-	-	11290		
Kaliti	45000	-	-	6105		
Panchagarh	-	-	-	-		
Total	98200	11860	-	135903		

General comments: Distribution of planting materials depends on the demand of the tea estates/ tea growers

(D) Balance sheet of made tea (Black Tea)

Month	Reserve (Kg)			Consumption (Kg)				Present Balance
	BF	Production	Total	Local	BTB Sales Centre	Invoiced	Total	
August, 2023	55170	23380	78550	344	-	38500	38844	39706
Janu. - Aug. 2023	58950	108340	167290	5334	-	122250	127584	39706
August, 2022	31421	32429	63850	591	-	22500	23091	40759
Janu. - Aug. 2022	31425	93550	124975	4391	-	79825	61125	40759



(E) Balance sheet of made tea (Green Tea)

Month	Received green leaf (kg)	Received green leaf to date (Kg)	Production of green tea (kg)	Production of green tea to date (Kg)	Consumption (Kg)		
					Dispatch (Auction/S C & others)	Dispatch to date (Kg)	Balance (To date)
August-2023	1896.00	3152.00	420.00	702.70	103.70	544.90	393.96
August-2022	1257.80	1508.90	273.38	326.98	152.10	415.90	136.24


(F) Balance sheet of made tea (White Tea)

Month	Received green leaf bud (kg)	Progressive total (Kg)	Produced white tea/others (kg)	Progressive total (Kg)
August- 2023	-	-	-	-


(G) Weather report for meteorological station, Srimangal

Month	Temperature (°c)		Rainfall of the month (mm)	Nos. of rainy days	Total rainfall up to the month (mm)	Evaporation of the month (mm)	Sun shine Hrs.	R.H. %	Dew point (°c)
	Max ^m	Min ^m							
August- 2023	32.60	26.27	379.0	21.0	1722.0	90.60	3.33	82.79	25.79
August- 2022	33.99	25.54	406.0	22	2022.0	138.60	5.99	77.05	25.57

General comments: Weather report varies from season to season.



(Dr. Shefali Boonerjee)
Principal Scientific Officer
Statistics & Economics Division



(Dr. Md. Ismail Hossain)
Director (In-Charge), BTRI