

**BANGLADESH TEA
RESEARCH INSTITUTE**
Srimangal-3210, Moulvibazar
Monthly Report-May, 2023

(A) Director's visit

Date	Purpose

(B) Divisional Research and services/ activities

Activities	Agro	Bot	Biochem	Ento	Plant Path	Soil Sci	Stat & Eco	Tea Tech	Total
Number of experiments	11	46	02	05	06	05	05	-	80
Advisory visits	→								06
Small Holding Advisory visits	→								-
Correspondences	-	11	-	05	-	12	-	-	28
Official visits	01	01	-	-	-	-	-	-	02
BTRI Annual Course	→								-
Workshops / training	→								-
Tea Tasting Session	→								-
Tea Tasting training	→								-
Small Holding Training	→								-
Tea sample Tasting	-	130	-	-	-	-	-	-	130
MTC Modules (hrs.)	-	-	-	-	-	12	-	-	12
Publications	-	-	-	-	-	-	-	-	-
Soil analysis for nutrient	-	-	-	-	-	85	-	-	85
Soil analysis for nematode	-	-	-	06	-	-	-	-	06
Soil sample analysis (FSS)	-	-	-	-	-	-	-	-	-
Fertilizer analysis	-	-	-	-	-	-	-	-	-
Compost analysis	-	-	-	-	-	-	-	-	-
Water analysis	-	-	-	-	-	-	-	-	-
Pesticide efficacy analysis	-	-	-	-	-	-	-	-	-
Fungicide efficacy analysis	-	-	-	-	-	-	-	-	-
Herbicide efficacy analysis	-	-	-	-	-	-	-	-	-
Biochemical analysis of green leaf	-	-	-	-	-	-	-	-	-
Residue analysis (Expt.)	-	-	-	-	-	-	-	-	-
Residue analysis (garden)	-	-	-	-	-	-	-	-	-

General comments: Divisional research and activities are satisfactory.


(C) Distribution of planting materials and production of BTRI (May, 2023)

Distribution from	Distribution of planting materials			Production		
	Fresh cuttings	Rooted cuttings	Improved seeds (kg)	Green leaves (Kg)		
				BTRI	BEF	
BTRI	-	950	-	4277	42896	47173
Fatickchari	-	-	-	-	-	5704
Kaliti	-	-	-	-	-	3498
Panchagarh	-	-	-	-	-	-
Total	-	950	-			56375

General comments: Distribution of planting materials depends on the demand of the tea estates/ tea growers

(D) Balance sheet of made tea (Black Tea)

Month	Reserve (Kg)			Consumption (Kg)				Present Balance
	BF	Production	Total	Local	BTB Sales Centre	Invoiced	Total	
May, 2023	28500	12240	40740	976	-	22250	23226	17514
Janu. – May, 2023	58950	24840	83790	3026	-	63250	66276	17514
May, 2022	14806	7501	22875	949	-	4500	5499	17426
Janu. – May, 2022	31425	14806	46231	2980	-	25825	28805	17426



(E) Balance sheet of made tea (Green Tea)

Month	Received green leaf (kg)	Received green leaf to date (Kg)	Production of green tea (kg)	Production of green tea to date (Kg)	Consumption (Kg)		
					Dispatch (Auction/S C & others)	Dispatch to date (Kg)	Balance (To date)
May-2023	351.00	427.00	79.70	96.20	52.20	295.00	37.36
May-2022	97.10	251.10	20.30	53.60	29.20	235.20	43.56

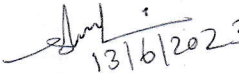
(F) Balance sheet of made tea (White Tea)


Month	Received green leaf bud (kg)	Progressive total (Kg)	Produced white tea/others (kg)	Progressive total (Kg)
May- 2023	-	-	-	-

(G) Weather report for meteorological station, Srimangal

Month	Temperature (°c)		Rainfall of the month (mm)	Nos. of rainy days	Total rainfall up to the month (mm)	Evaporation of the month (mm)	Sun shine Hrs.	R.H. %	Dew point (°c)
	Max ^m	Min ^m							
May- 2023	34.40	23.11	224.0	12.0	415.0	143.90	6.79	66.55	22.04
May- 2022	31.30	22.67	608.0	20.0	806.0	113.20	4.73	77.97	23.37

General comments: Weather report varies from season to season.


13/6/2023
(Dr. Shefali Boonerjee)
Principal Scientific Officer
Statistics & Economics Division


(Dr. Md. Ismail Hossain)
Director (In-Charge), BTRI